Happy Earth, Sad Earth



Learning objectives:

Children begin to recognise simple energy-saving actions, such as turning off lights, closing doors and switching off unused devices.

Children develop early sorting and matching skills by choosing whether each picture belongs with the ‘Happy Earth’ or the ‘Sad Earth’.

Children are introduced to caring for the planet through simple vocabulary, repeated phrases and positive choices they can make with adult support.

Power Protectors

Practitioner knowledge:

Wasting energy can have a negative impact on the planet because lots of energy is still made by burning fuels such as gas, oil or coal. Burning these fuels releases pollution and greenhouse gases into the air, which contribute to climate change.

Climate change can make the planet warmer and affect weather, animals, plants, oceans and people. When we use less energy, we help reduce pollution, protect natural resources and care for the planet for children now and in the future.

Young children may not yet understand where energy comes from, but they can begin to learn that energy should not be wasted.

Early sustainability learning is most effective when it is practical, visual and connected to children's daily routines.

This game should not be seen as the end of the learning, but as a starting point for helping children make practical changes, such as switching off lights, closing doors and noticing when energy is being used.

By modelling small actions and celebrating children as 'Power Protectors', practitioners help children build positive habits, responsibility and care for their environment from an early age.





How to play:

Print and cut out the Happy Earth and Sad Earth sheet templates and the picture cards provided. You may wish to laminate them for repeated use.

Place the two large templates or mats in front of the children: one ‘Happy Earth’ and one ‘Sad Earth’.

Show one picture card at a time and name what is happening in the picture.

Ask the children, “does this help the Earth or make the Earth sad?”

Support the children to place the picture on the correct Earth mat.

Use short, repeated phrases, such as “lights off, Happy Earth!” or “lights left on, Sad Earth”

Don’t forget to celebrate children’s choices and invite them to practise one energy-saving action in the room.

Prompts:

“What can we see in this picture?”

“Is the light being used?”

“Where shall we put this picture, ‘Happy Earth’ or ‘Sad Earth’?”

“What could we do to help the Earth?”

“Can you be a power protector and switch it off?”



Things that make our planet happy



Things that make our planet sad



Eco-Tots Cymru

Power Protectors

Eco-Tots Cymru



Light on



Light off



Travel by scooter



Travel by car



Tap on



Tap off



Tablet on



Tablet off

Eco-Tots Cymru



Switch off



Switch on



Travel by bike



Travel by aeroplane



Wasting paper



Planting a tree



Too many clothes



Enough clothes